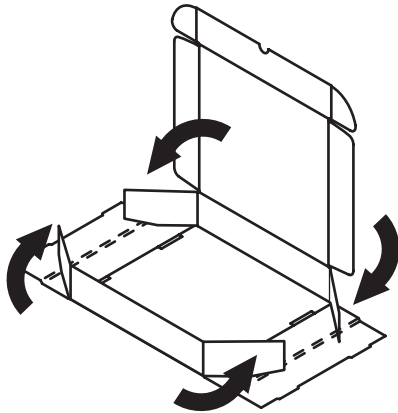


ASSEMBLY INSTRUCTIONS

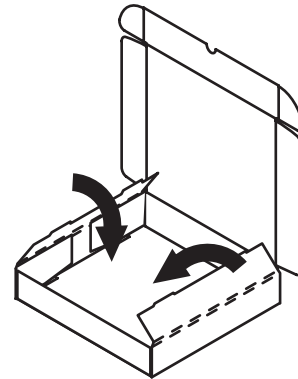
1

BOX ASSEMBLY - FOLD CORNER FLAPS TOWARDS MIDDLE OF BOX.



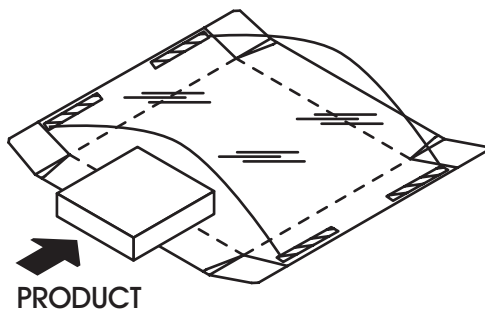
2

FOLD SIDE FLAPS UP AND THEN OVER TO MEET SLOTS AT THE BOTTOM. LOCK IN PLACE.



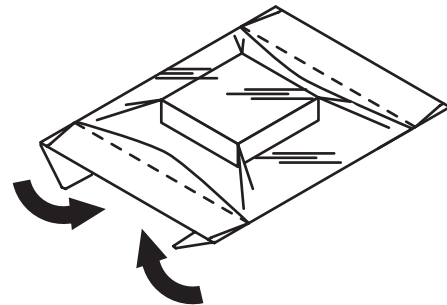
3

FRAME ASSEMBLY - FOLD TENSION FLAPS AND LIFT FILM. INSERT PRODUCT.



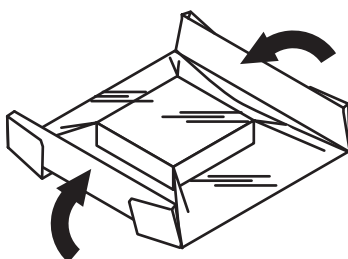
4

FOLD BOTH FLAPS WITH EQUAL FORCE DOWN AND UNDER THE FRAME.



5

FOLD SIDE PANELS UP 90 DEGREES AND HOLD TOGETHER.



6

HOLD PANELS TOGETHER AND INSERT INTO BOX. FOLD IN DUST FLAPS AND CLOSE BOX.

