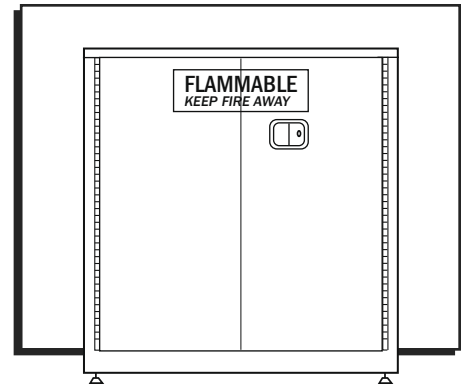


# ULINE H-8710, H-8711 OUTDOOR SAFETY CABINET

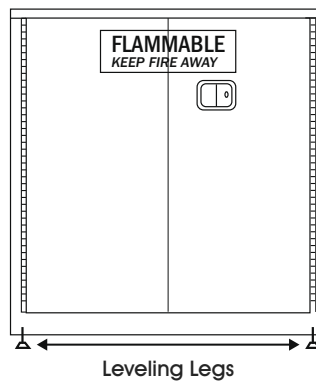
1-800-295-5510  
uline.com



## LEVELING INSTRUCTIONS

1. Place cabinet in intended location.
2. Adjust the four leveling legs on bottom of cabinet until left and right doors are aligned. (See Figure 1)

Figure 1



Incorrect



Correct



## INSTALLATION

1. There are two options for installing fusible links.
  - a. To hold doors open at 90° angle, connect link using hole A. (See Figure 2A)
  - b. To hold doors open at 180° angle, connect link using hole B. (See Figure 2B)



**NOTE:** For maintenance, oil the three spring latches periodically to ensure proper door latching.

Figure 2A

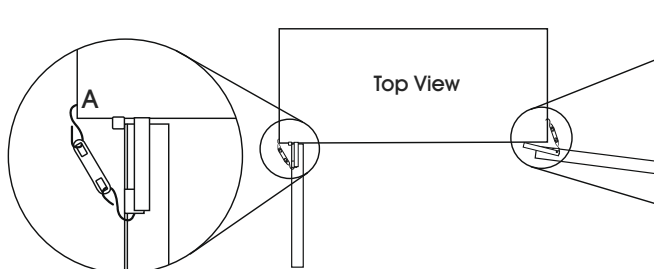


Figure 2B

