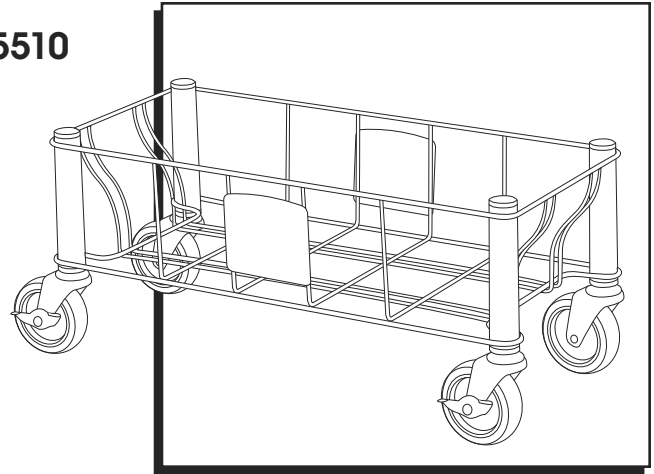


ULINE H-8623, H-8624 STAINLESS STEEL DOLLIES

1-800-295-5510
uline.com



PARTS



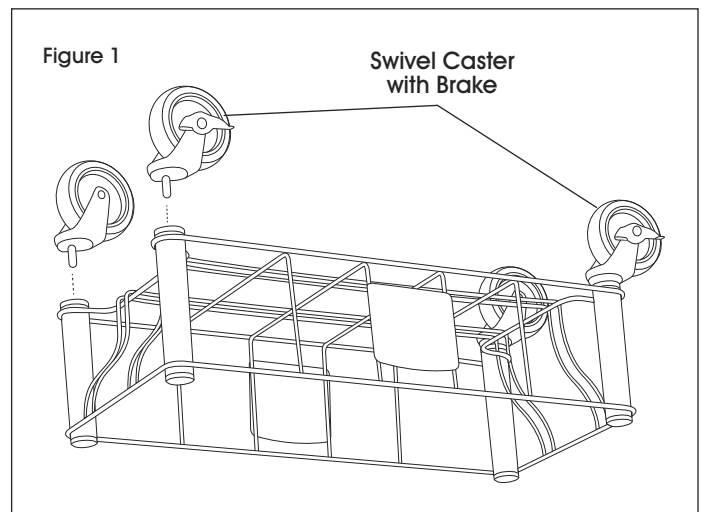
Swivel Caster x 2



Swivel Caster
with Brake x 2

ASSEMBLY

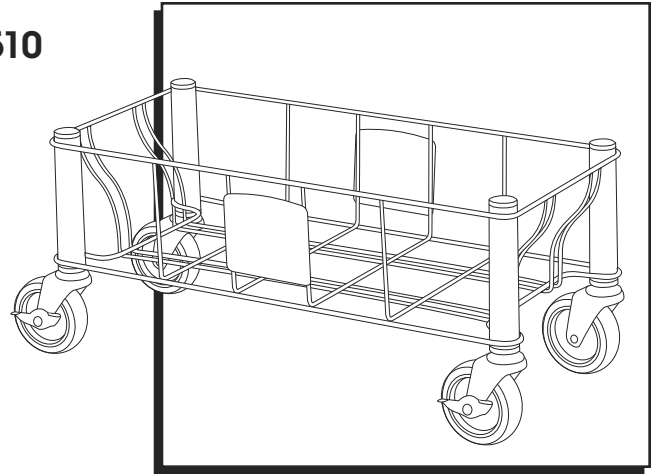
1. Place dolly upside down on a flat surface with caster holes facing up. Insert casters into caster holes. (See Figure 1)



ULINE H-8623, H-8624

**PLATAFORMAS DE
ACERO INOXIDABLE
CON RUEDAS**

800-295-5510
uline.mx



PARTES



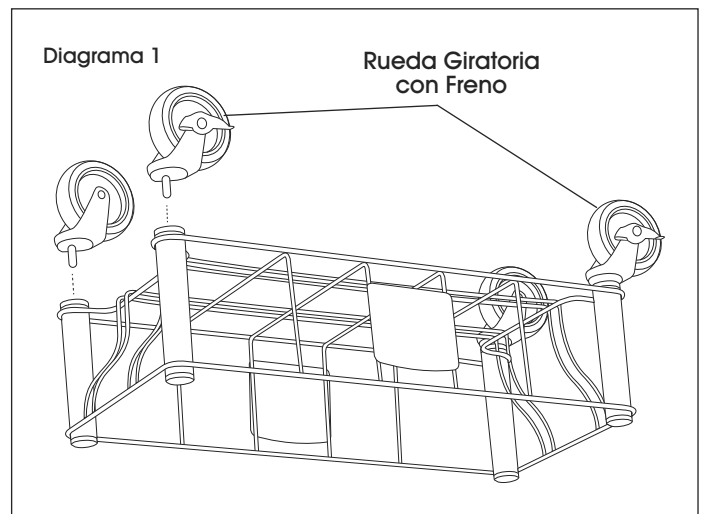
2 Ruedas Giratorias



2 Ruedas Giratorias
con Freno

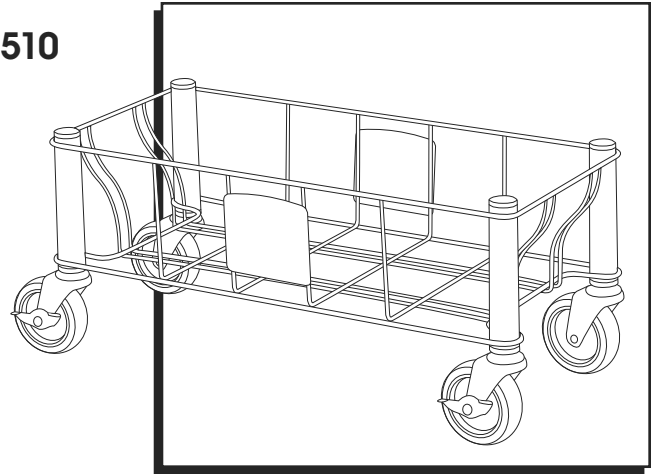
ENSAMBLE

1. Voltee la plataforma sobre una superficie plana con los orificios para las ruedas hacia arriba. Inserte las ruedas en los orificios para ruedas. (Vea Diagrama 1)



ULINE H-8623, H-8624
**SOCLES ROULANTS EN
ACIER INOXYDABLE**

1-800-295-5510
uline.ca



PIÈCES



Roulette pivotante x 2



Roulette pivotante
avec frein x 2

MONTAGE

1. Placez le socle à l'envers sur une surface plane avec les trous pour roulette vers le haut. Insérez les roulettes dans les trous. (Voir Figure 1)

