


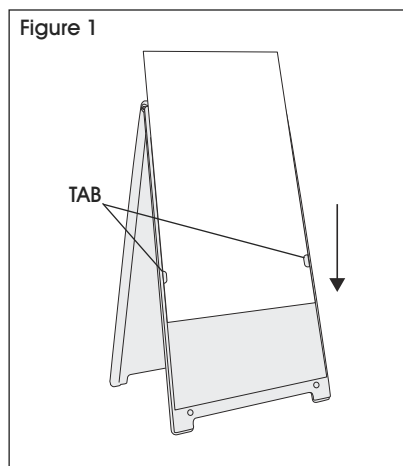
ULINE H-7902
**DELUXE PLASTIC
A-FRAME SIGN**

1-800-295-5510
uline.com

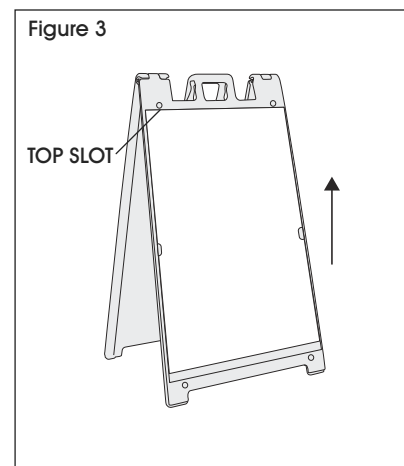


SIGN INSERTION

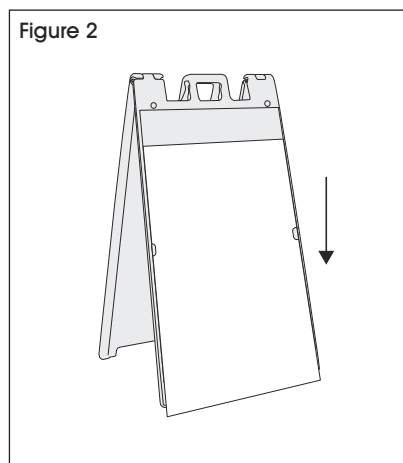
1. Slide sign down through tabs. (See Figure 1)



3. Push sign up into top slot. (See Figure 3)



2. Pull sign in front of bottom slot until sign hits ground. (See Figure 2)



4. Pull sign down into bottom slot. (See Figure 4)

