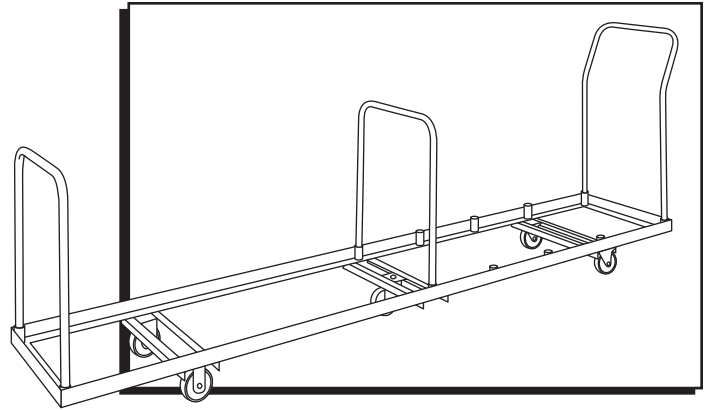
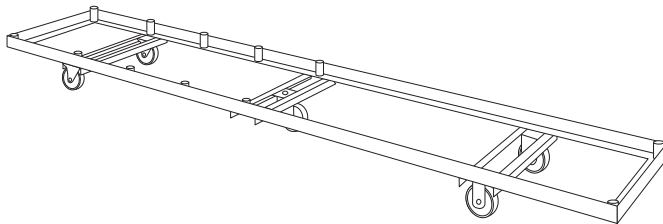


ULINE H-2524
FOLDING CHAIR
DOLLY – 50 CHAIR
CAPACITY

1-800-295-5510
uline.com



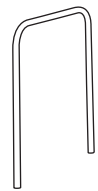
PARTS



Dolly Frame x 1



Curved Handle x 1



Straight Handle x 2

ASSEMBLY

1. Remove three handles from carton.
2. Insert curved handle (B) into sockets at end of dolly frame (A) that has swivel casters. (See Figure 1)
3. Insert one straight handle (C) into sockets at other end of dolly frame (A). (See Figure 1)
4. Load desired amount of chairs onto dolly and place second straight handle (C) into pre-set sockets that best fit the amount of chairs that have been loaded. These sockets are located at set intervals on the dolly frame (A). (See Figure 1)

