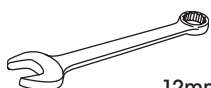



# ULINE H-115, H-180 HANDI-MOVER

1-800-295-5510  
uline.com

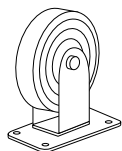
## TOOL NEEDED



12mm Wrench



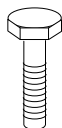
## PARTS



Fixed Caster x 2



Swivel Caster x 2



Bolt x 16



Washer x 16



Lock Washer x 16

## OPERATION

1. Install swivel casters or fixed casters on either the handle side or the front side. (See Figure 1)
2. To raise the handle, pull the handle up until it locks in place.
3. To fold handle flat, press down the bottom bar. (See Figure 2)

Figure 1

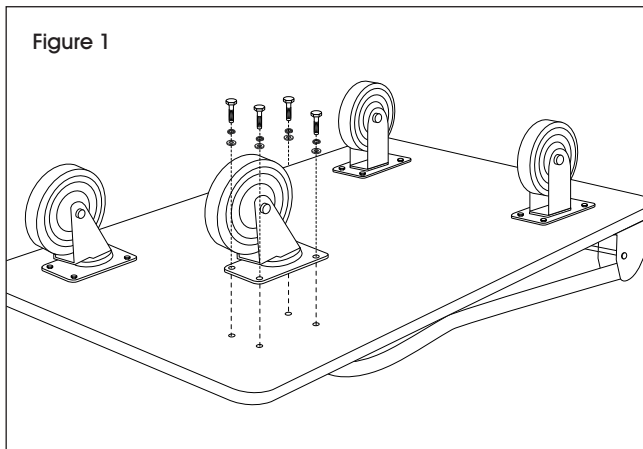


Figure 2

