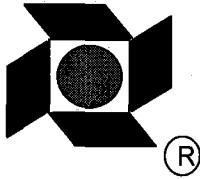


Report No.: 11868.4
Re: S-7335 (S-7347)

Date of Report: 11/14/08
Date of Revision: dna



CONTAINER-QUINN TESTING LABORATORIES, INC.

A division of H.H. Holmes Testing Laboratories, Inc.
170 Shepard Avenue, Wheeling, IL 60090
Phone: 847-537-9470 Fax: 847-537-9098
E-Mail: spowell@container-quinn.com

DEPARTMENT OF TRANSPORTATION PERFORMANCE ORIENTED PACKAGE TESTING CERTIFICATION

Performed by:

Container-Quinn Testing Laboratories, Inc.
170 Shepard Avenue
Wheeling, IL 60090

Testing Performed for:

ULine Shipping Supply Specialists
Attn.: Bill Blagg
2200 South Lakeside Drive
Waukegan, IL 60085
800-295-5510

Design Qualification Testing for a
UN 4G Fiberboard Box containing
one (1) 1-quart round openhead metal cans with friction lids and armlok closures
with EPS positioning inserts

u 4G / Y 3.2 / S / **
n USA / +AX5349


** is to be replaced by the year of box manufacturer

Certification Expires: 11/14/10

This package is certified for shipment by air
This package is ISTA certified

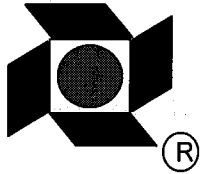
CONTAINER-QUINN TESTING LABORATORIES, INC.

APPROVED BY:


Stephen C. Powell - Laboratory Director

AS A MUTUAL PROTECTION FOR OUR CLIENTS AND OURSELVES, ALL REPORTS ARE SUBMITTED AS THE CONFIDENTIAL
PROPERTY OF OUR CLIENTS, AND AUTHORIZATION FOR PUBLICATION IS RESERVED PENDING WRITTEN APPROVAL.

SAMPLES WILL BE DISPOSED OF 30 DAYS AFTER TESTING IS COMPLETED UNLESS OTHER ARRANGEMENTS ARE AGREED TO IN WRITING



Section 1

Fiberboard Box: See Appendix A for Drawing and/or Picture(s)

Manufacturer: Standfast Packaging, Addison, IL
 Box Description: 275# (69-26C-69) / RSC style / "C" flute / glued joint
 Part Number: S-7335
 Outer Dimensions: 5 3/4" x 5 5/8" x 7 1/8"
 Inner Dimensions: 5 1/2" x 5 3/8" x 6 1/2"
 Manufacturer's Joint: glued, 1 1/2" joint
 Tare Weight: 0.3 lbs.
 Description: RSC style "C" flute corrugated shipper with glued mfr's joint

Box Closure Materials: See Appendix A for Drawing and/or Picture(s)

Manufacturer: U-Line
 Description: S-472 - Clear
 Part Number: 2" nominal (48mm)

Basis Weights

Item	Facing/Corrugation	Location	Basis Weight (Lbs./MSF)
Outer Box:	Facing	Outer	68.0
	Facing	Inner	66.4
	Corrugation	C-Flute	24.8

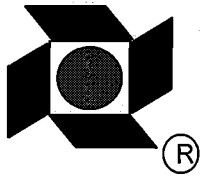
Caliper

Item	Facing/Corrugation
Outer Box:	0.1565"

Additional Test Information

Overall Weight of Package: 7.0 lbs. (3.2 kg)
 Overall Tare Weight of Package: 0.7 lbs
 Test Contents: Water
 Specific Gravity: 1.000
 Product Specific Gravity: 3.0 (25.0 lbs./gal)
 Shipper Specific Gravity: nte 3.0
 Authorized Package Gross Wgt: 7.0 lbs. (3.2 kg)

* All dimensions for corrugated materials utilize a +/-1/8" tolerance.
 All readings in a minimum of 8th inch increments



Metal Cans: See Appendix A for Drawing and/or Picture(s)

Manufacturer: Brockway Standards
 Mfg. Method: Formed and welded
 Part Number: 1-quart open head
 Material: Tinfoiled Steel
 Capacity, nominal: 1-quart open head
 Capacity, overflow: 0.26-gallons (2.2 lbs.)
 Tare Weight: 102.24 gms
 Bottle Information: 1-quart round open head metal (paint can style) can with metal friction lid and armlok style plastic ring closure

Friction Lid: See Appendix A for Drawing and/or Picture(s)

Manufacturer: Brockway Standards
 Mfg. Method: Formed
 Material: Tinfoiled Steel
 Description: 1-quart friction lid
 Closure Weight: 23.18 gms

Armlok Ring: See Appendix A for Drawing and/or Picture(s)

Manufacturer: Brockway Standards
 Material: Polypropylene
 Description: 1-quart Armlok style plastic closure ring
 Closure Weight: 16.28 gms

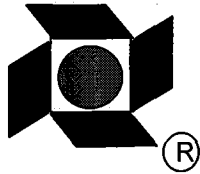
EPS Caps: See Appendix A for Drawing and/or Picture(s)

Manufacturer: ThermoSafe
 Material: Expanded Polystyrene
 Description: 1-quart foam insert, 1.5 SG
 Weight: 5.56 gms

Closing Methods:

Fiberboard Shipper:

Sealing Method: 1 strip of 2 inch wide (48mm) p.s. poly tape on the top and bottom of the box. The tape extends approximately 3 inches over each end of the box.



Section 2

Test Descriptions and Results

Package Preparation - For All Testing

The packages were filled to overflow capacity. The inner packagings were inserted as shown in picture

DROP TEST

Test Method: 49CFR 178.603
 # Test Packages: 5
 Drop Height: 3.0 meters (118.125") (Calculation for drop height is provided in Appendix B)
 Equipment: Split Table Drop Tester

Testing was conducted to certify the package for PGII liquids with a specific gravity of up to 3.0

Conditioning:

The packages were conditioned to 23+/-3° C and 50+/-5% RH, in accordance with 49CFR 178.603(c). The packages were conditioned for 48 hours to ensure the package and contents were at the proper temperature prior to testing. Drop testing was conducted approximately 5-minutes after removal of the test package from the conditioning chamber.


Results

Box Number	Package Weight	Orientation	Results
1	2.9 lbs.	Bottom, Mfg. Corner	Pass - corner crushed approx. 3/4" - 1 1/4"
2	3.0 lbs.	Flat on short side	Pass - no damage
3	2.9 lbs.	Flat on long side	Pass - no damage
4	2.9 lbs.	Flat on top	Pass - no damage
5	2.9 lbs.	Flat on bottom	Pass - no damage

no release of the inner packages from the outer package, no leakage of the filling substance from the bottles noted

Pass/Fail Criteria -

A package is considered to successfully pass the drop tests if for each sample tested: There is no damage to the outer packaging likely to adversely affect safety during transport, there is no leakage of the filling substance from the inner packaging and any discharge from a closure is slight and ceases immediately after impact.

**STACKING TEST**

Test Method: 49CFR 178.606
Test Packages: 3
Method: Free Standing
Test Duration: 24-hours

Conditioning:

The packages were conditioned to 23+/-3° C and 50+/-5% RH, in accordance with 49CFR 178.602(d).

Stack Weight (lbs): 110 (See Appendix B for calculation)

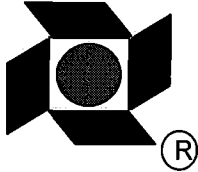
The stacking test load was applied to the top of the packages by loading each package with the calculated weight and maintaining that weight for a minimum of 24-hours.

Results:

Package 1 No damage to the packaging, normal and expected packaging fatigue and crush
Package 2 No damage to the packaging, normal and expected packaging fatigue and crush
Package 3 No damage to the packaging, normal and expected packaging fatigue and crush

Pass/Fail Criteria -

No test sample may leak. There must be no leakage of the filling substance from the inner receptacle or inner packaging. No test sample may show any deterioration which could adversely affect transportation safety or any distortion likely to reduce its strength, cause instability in stacks of packages, or cause damage to inner packagings likely to reduce safety in transportation.



REPETITIVE SHOCK VIBRATION TEST

Test Method: 49CFR 178.608
 # Test Packages: 3 on same table
 Method: Repetitive Shock
 Test Duration: 1-hours
 Frequency: 4.0 Hz (239 cpm)
 Equipment: Lansmont Vibration Table
 Displacement: 1"

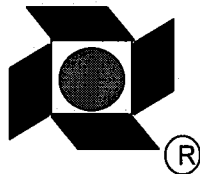
Conditioning:
 The packages were conditioned to 23+/-3° C and 50+/-5% RH, in accordance with 49CFR 178.602(d).

Results:

- Package 1 No damage to the packaging, normal and expected packaging fatigue and crush
- Package 2 No damage to the packaging, normal and expected packaging fatigue and crush
- Package 3 No damage to the packaging, normal and expected packaging fatigue and crush

Pass/Fail Criteria -

No test sample may leak. There must be no rupture or leakage of the filling substance from any packages.
 No test sample may show any deterioration which could adversely affect transportation safety or any distortion likely to reduce packaging strength



INTERNAL (HYDROSTATIC) PRESSURE TEST


Test Method: 49CFR 178.605
Test Samples 3
Test Pressure 100 kPa (14.5 psi)
Test Duration: 5-minutes
Fill Level: Overflow Capacity
Filling Substance: Water
Equipment: Regulated Water Source, Pressure Monitoring Gauge

Results:

Can 1 No damage or deterioration to unit, no leakage noted
Can 2 No damage or deterioration to unit, no leakage noted
Can 3 No damage or deterioration to unit, no leakage noted

Pass/Fail Criteria -

No test sample may leak from closure. No test sample may show any deterioration which could adversely affect transportation safely or reduce its strength, cause instability in stacks of packages or cause damage to inner packagings likely to reduce safety in transportation



COBB WATER ABSORPTION TEST

Test Method: ISO International Standard 535 as required by 49 CFR 178.514 (b)(1)
 Samples Tested: 5
 Test Equipment: COBB Water Absorption Tester, 100 ml capacity test beaker, Stop Watch
 Filling Substance: Water
 Test Duration: 30-minutes

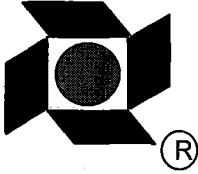
Samples were taken from the boxes and subjected to a water absorption test in accordance with ISO International Standard 535

Results

<u>Sample Number</u>	<u>Water Absorption (g/m²)</u>	<u>Pass/Fail</u>
1	110	Pass
2	110	Pass
3	105	Pass
4	110	Pass
5	110	Pass
Average	109	Pass

Pass/Fail Criteria -

An increase in mass of greater than 155 g/m² over the 30 minute duration of the test represents an unacceptable level of water resistance



**Appendix A
Drawings and/or Pictures of Packaging Components**

See attached photos, drawings and specification sheets

**Appendix B
Calculations**

1. Weight of test package:

Total Gross Weight of Sample: 7.0 lbs. (3.2 kg)

Filled Package Weight

Weight of Liquid Fill: 2.2 lbs.

Weight of Filled Package (lbs):
(2.2*1) + 0.7 = 2.9

2. Drop Test Height

Package Group of Certification
Drop Height for PG II 1.2 meters
Specific Gravity 3.0
Calculation for PG II SG x 1.0
Drop Height for PG II @ 3.0 SG
(3.0 x 1.0) 3.0 meters
(3.0 x 3.2808' x 12) 118.109 inches

3. Stack Test Weight

Load = (118.11 - h) / h * w
Where: 118.11 = height of stack test (3 meters)
h = height of package as tested and sealed
w = weight of tested package (lbs.)

Package Height: 7 1/8"
Weight of Package: 7.0 lbs.

(118.11-7.125)/7.125: 15.576842
15.5 x 7.0 109.0
Test Weight: 110

**Appendix C
Test Equipment and Instrumentation**

<u>Instrument/Equipment</u>	<u>Manufacturer</u>	<u>Model Number</u>
Split Table Drop Tester	LAB	
Hydrolic Vibration Tester	Lanamont	1500S
Weight Scale, large	GSE	GSE 500
Weight Scale, small	GSE	