

## ASSEMBLY

1. Fold along scorelines 1. (See Figure 1)
2. Fold along scorelines 2. Tuck A in (B should be on the outside). (See Figure 2)
3. Flip bin over.
4. Fold in side flaps C. (See Figure 3)
5. Fold D over the C side flaps, locking into place in the slot. (See Figure 4)
6. Fold in side flaps E. (See Figure 5)
7. Fold F to form the back of the bin. Fold along top scoreline of F and tuck in. (See Figure 6)




Figure 1

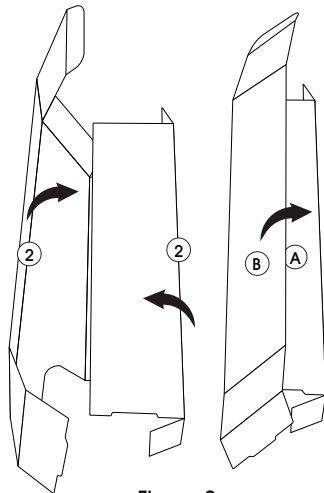


Figure 2

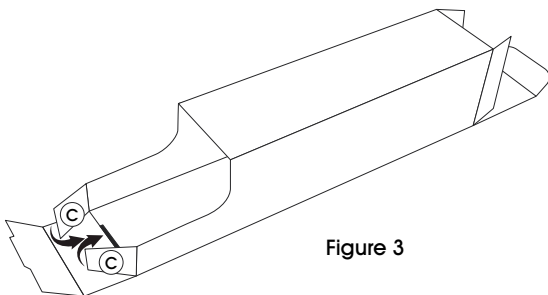


Figure 3

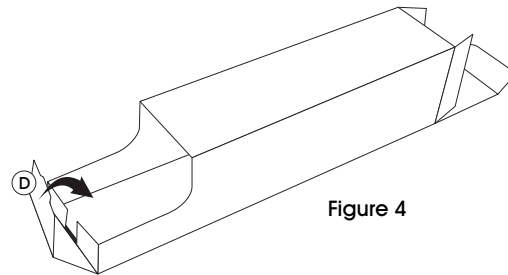


Figure 4

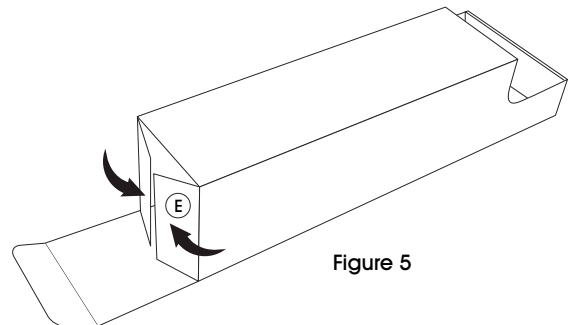


Figure 5

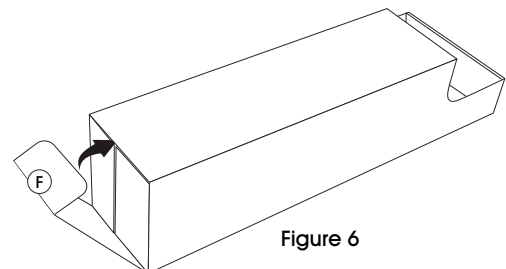


Figure 6