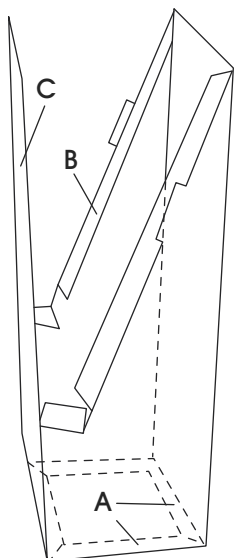
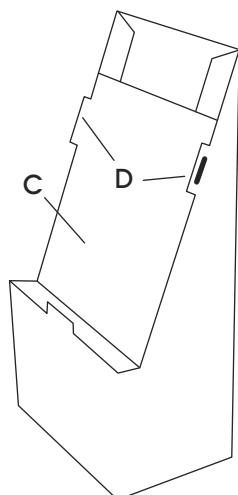


ASSEMBLY

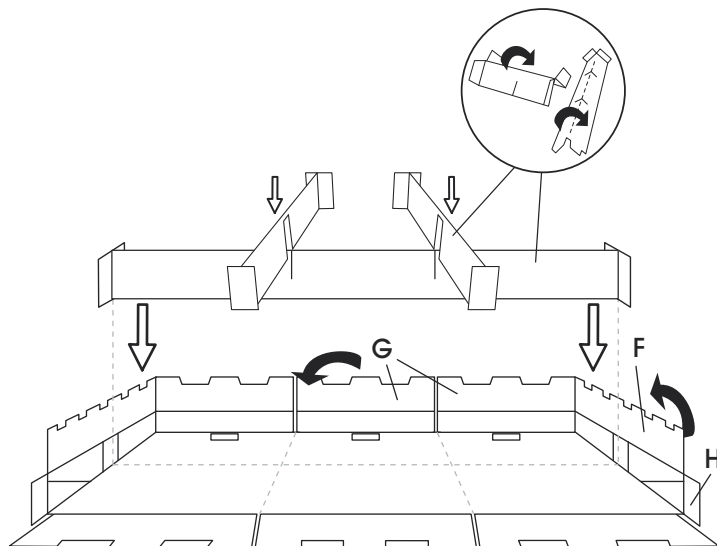
1. Square up base. Fold bottom flaps (A) under base. Fold right and left flaps (B) in toward each other.
2. Pull out locking tabs (D) from flaps (B). Fold front shelf (C) and lock into base.
3. Fold small horizontal and large vertical partitions in half as shown. Insert into each other as shown. Insert partitions as shown. Fold (F) at 90°. Roll over right and left flaps (G) over (H) and lock in.
4. Roll over top and bottom flaps (J) and lock in. Place tray onto base.
5. Attach header as shown.



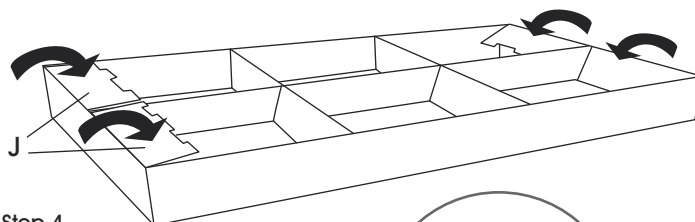
Step 1



Step 2



Step 3



Step 4

Step 5

