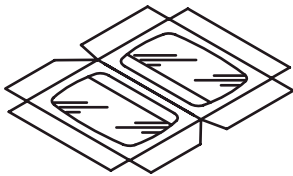


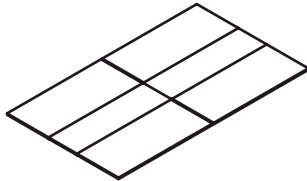
ULINE S-10714
ELECTRONICS SYSTEM
SUSPENSION BOX KIT

1-800-295-5510
uline.com

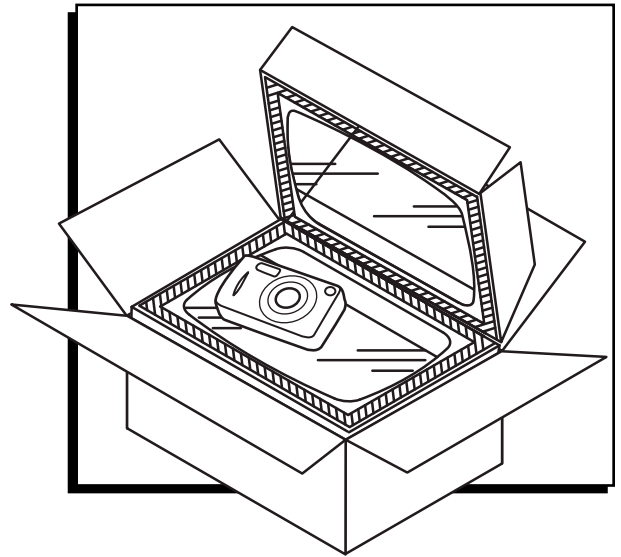
PARTS INCLUDED



Frame

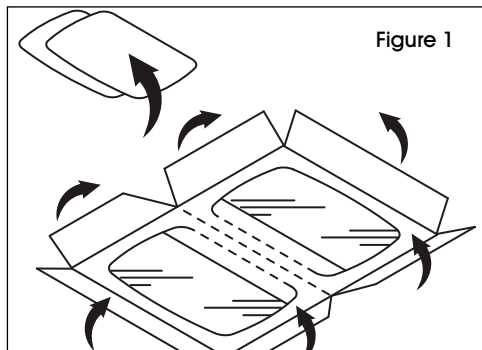


Shipping Box

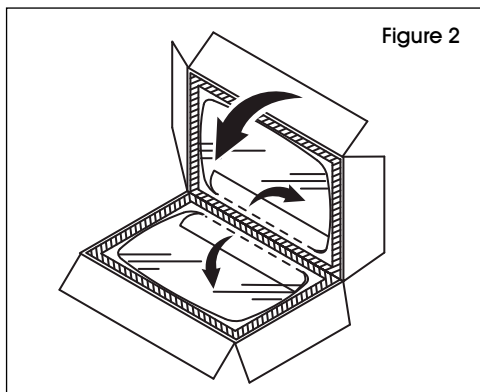


INSTRUCTIONS

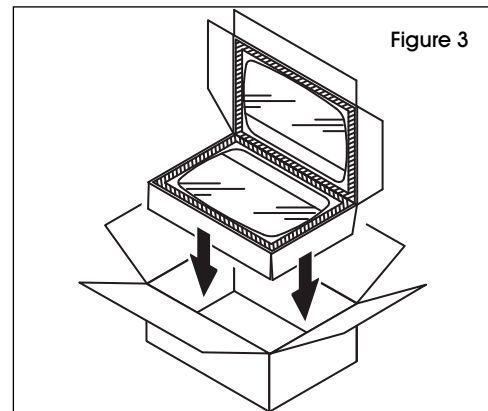
1. Place frame film side down. Fold panels to pre-fold frame. Remove center pieces. (See Figure 1)



2. Flip over and fold hinge and doors. (See Figure 2)



3. With film side up, fold hinge and hold sides to insert into box. (See Figure 3)



4. Place product centered on film. Fold top frame to compress product. (See Figure 4)

 **NOTE: Product must be compressed between film.**

