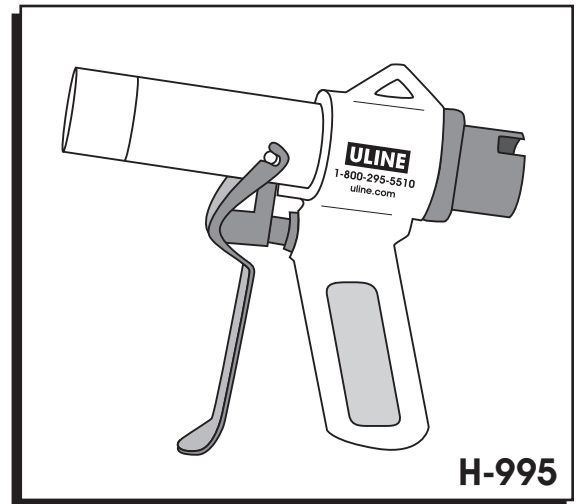
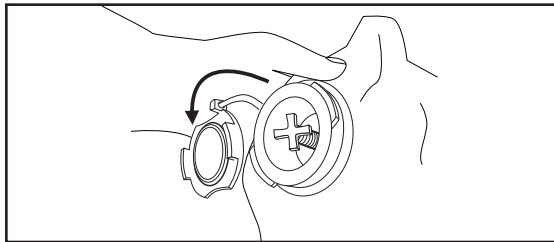


ULINE H-995
VINYL DUNNAGE
INFLATOR GUN

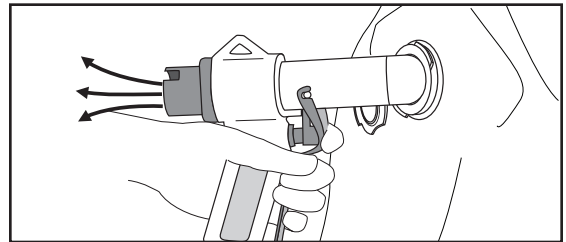
1-800-295-5510
uline.com




INFLATION INSTRUCTIONS



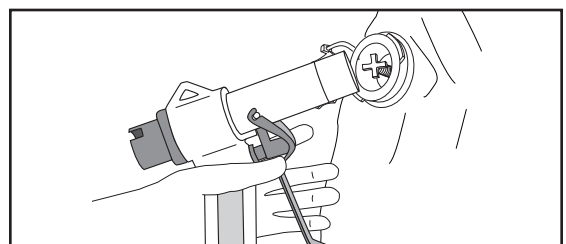
1. Twist cap off to open valve.



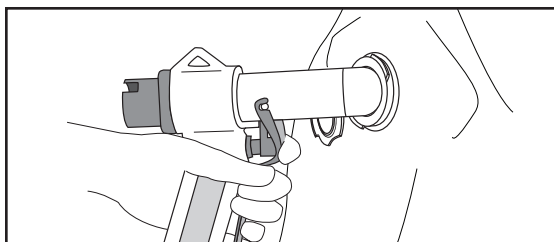
4. When air can be felt exiting the back of the gun, the Dunnage Bag is inflated and the gun may be removed.



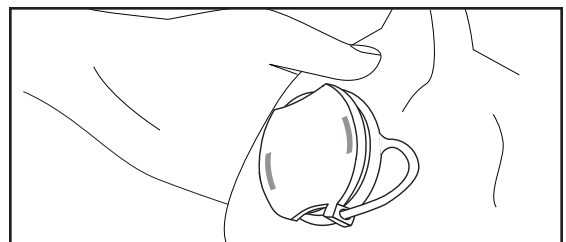
2. Make sure inner valve is closed. Valve is closed when the center pin is in the upright position. If open, turn cross clockwise until the spring pops up, closing the valve.



5. Wait until the gun is completely removed before releasing the trigger.



3. Press and hold the trigger to inflate the bag. Do not release the trigger, the bag cannot over inflate.



6. Close the cap on the valve.