


ULINE H-966, H-2401
CONVERTIBLE STEEL
HAND TRUCK

1-800-295-5510
uline.com



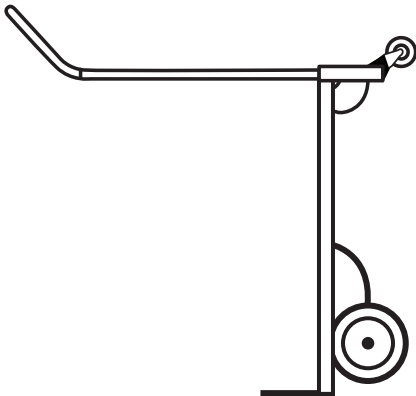
INSTRUCTIONS

Figure 1



1. Facing the rear of the hand truck, squeeze spring until thumb plates hit button stops. Lift handle to fully extended position. (See Figure 1)

Figure 2




2. Holding thumb plates against button stops, swing the extended handle forward to horizontal position. (See Figure 2)



WARNING! Handle must lock in this position.

Figure 3



3. Carefully lower truck to 4-wheel position. (See Figure 3)



NOTE: Reverse procedure to return to hand truck position.