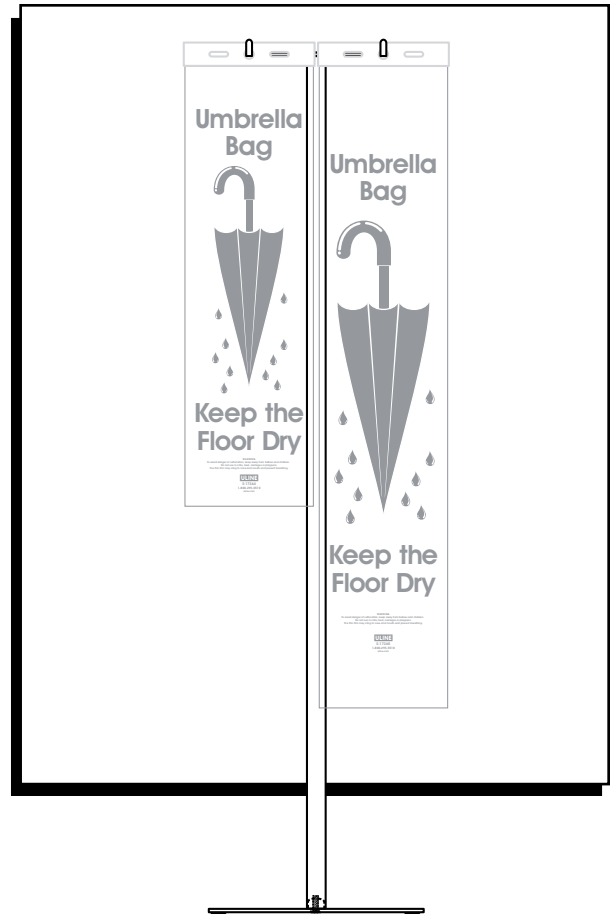
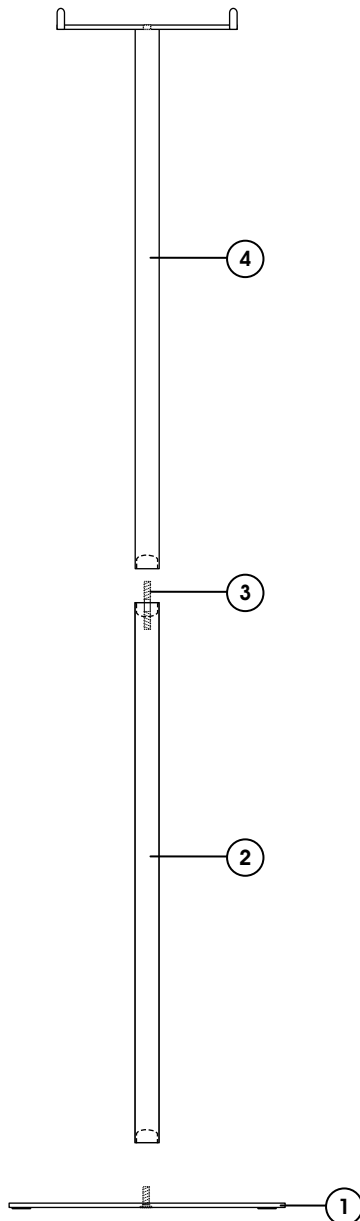


# ULINE H-2953 UMBRELLA BAG STAND

1-800-295-5510  
uline.com



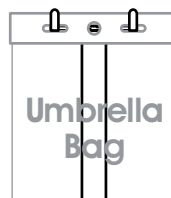
## ASSEMBLY INSTRUCTIONS

1. Place base (1) with threaded stud facing up.
2. Thread end of lower tube (2) with threaded insert onto threaded stud in base.
3. Thread upper tube (4) onto threaded stud (3) in lower tube with hanger assembly facing up.



**NOTE:** You can hang the umbrella bags onto the turned up pegs on the hanger assembly side by side or singularly at the ends.

End View



Side View

