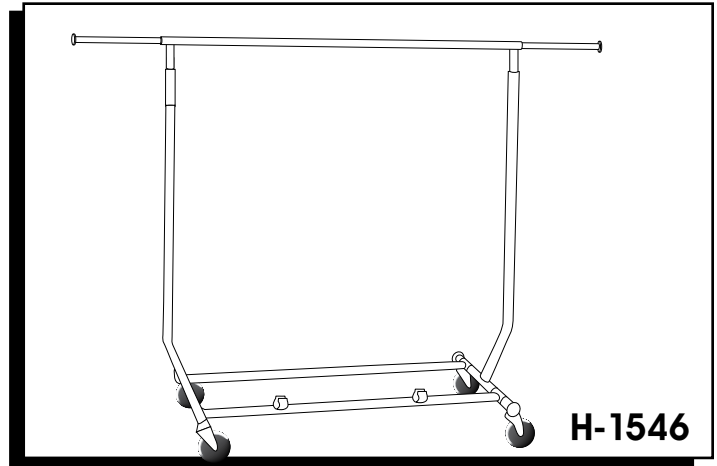


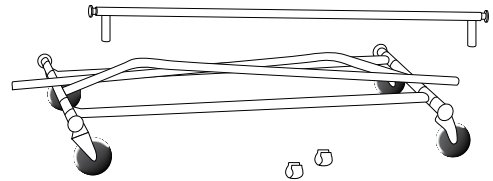
ULINE H-1546
ROLLING CLOTHES
RACK

1-800-295-5510
uline.com



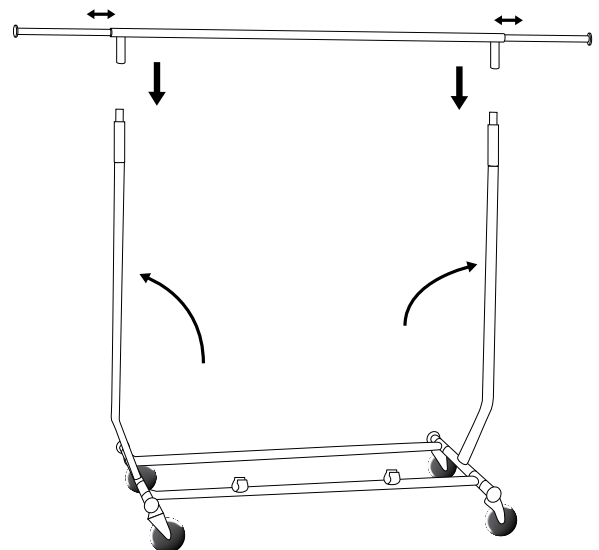
PARTS LIST

- Base with upright arms x1
- Casters x4
- Hangbar x1
- Extension pipes x2
- Clamps x2
(to hold bar when not in use)
- Screws x2
- Washers x2



ASSEMBLY

1. Remove rack from carton.
2. Place rack on ground and unfold upright arms
3. Insert hang bar on the two upright arms.
4. IF NEEDED: Attach 2 clamps to base with supplied screws and washers.
5. Extend pull-out extensions if needed.



ULINE CHICAGO • ATLANTA • DALLAS • LOS ANGELES • MINNEAPOLIS • NYC/PHILA

1-800-295-5510

uline.com